



KRISHNA UNIVERSITY, MACHILIPATNAM

Feedback Analysis

The Feedback Analysis Committee of the institution designs and collects feedback from its stakeholders to monitor and evaluate its performance quality on curriculum and curriculum related issues. The feedback forms were collected from students on several aspects of curriculum and its learning related issues in terms of quality, competence, skills and professionalism. This feedback also considers other issues like delivery of curriculum by teachers.

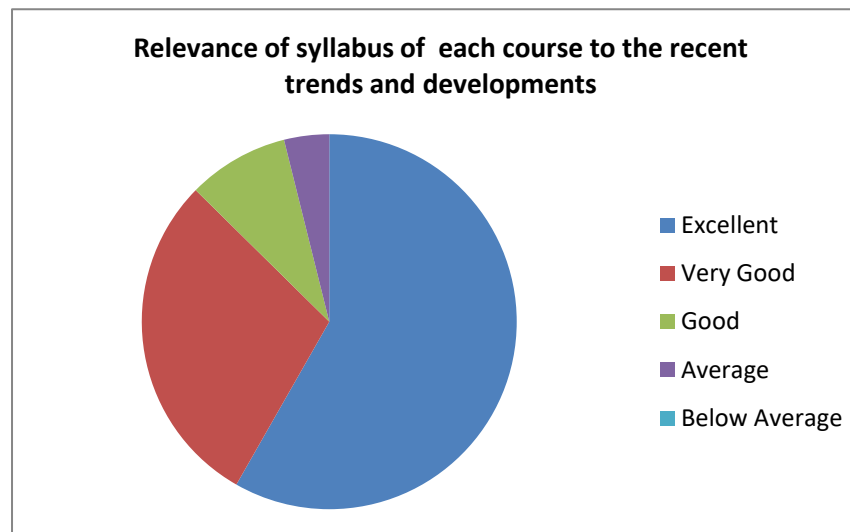
The report of feedback analysis is submitted to Vice Chancellor/Pro-Vice Chancellor of the University than the feedback report was forwarded to IQAC for necessary action and thereafter the analysis is shared with all constituent colleges, heads and they are instructed to take necessary measures and actions as to comply with the issues raised by the learners.

Students Feedback Analysis Report 2022-23

Out of total 105 responses, almost 88.2% students are Good with the depth of the syllabus of each course. 83.4% believed that the curriculum is aiding academic growth of the students. 83.4% rated that the activities offered by the University are related to the experimental and participative learning, 81.5 % rated that there is practical exposure to ICT tools in the University. 82.9% rated that the University is training students for competitive exams. 83.2% students rated that there is timely redressal of grievances. 81.7% students opined that there is scope for career counseling and placements. 82.3% students were Good with transparency of internal assessments. 82.3% students were Good with sports co-curricular and extracurricular activities in the University. 85.3 % rated that the classrooms and laboratories were very good. 84.6 % rated that the library has good e-learning facilities and good quality books. 82.7% rated that there is good access to scholarships. 83.4% students rated that there is availability of computers for academic purpose. 79.4% students rated the quality of food and the cleanliness.

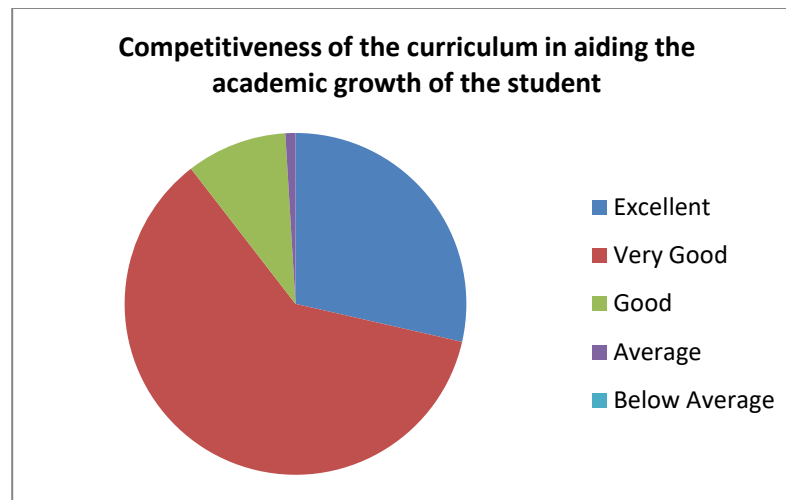
1. Relevance of syllabus of each course to the recent trends and developments

| Relevance of syllabus of each course to the recent trends and developments | Excellent | Very Good | Good | Average | Below Average |
|--|-----------|-----------|----------|----------|---------------|
| % Response | 60 | 30 | 9 | 4 | 0 |



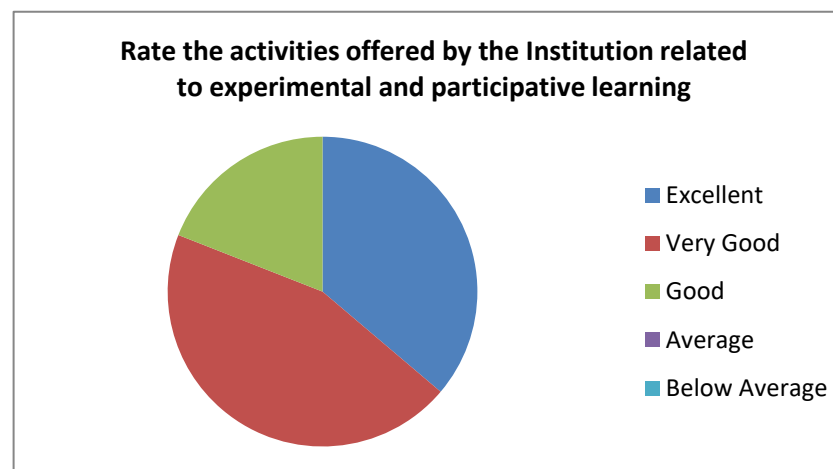
2. Competitiveness of the curriculum in aiding the academic growth of the student

| Competitiveness of the curriculum in aiding the academic growth of the student | Excellent | Very Good | Good | Average | Below Average |
|--|-----------|-----------|-----------|----------|---------------|
| % Response | 30 | 64 | 10 | 1 | 0 |



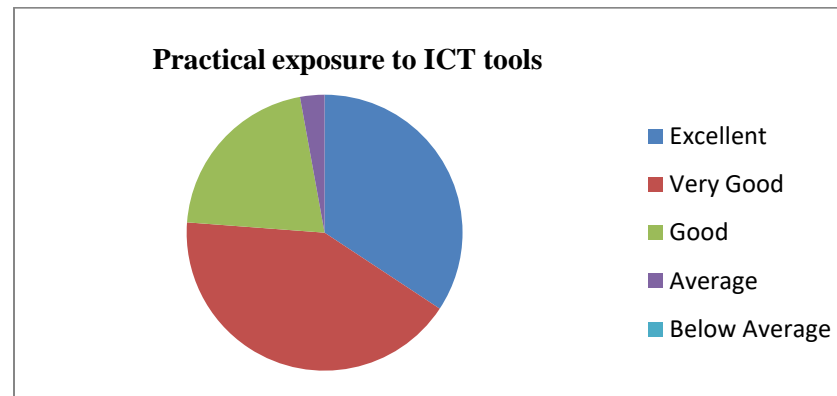
Rate the activities offered by the Institution related to experimental and participative learning

| Rate the activities offered by the Institution related to experimental and participative learning | Excellent | Very Good | Good | Average | Below Average |
|---|-----------|-----------|-----------|----------|---------------|
| % Response | 38 | 47 | 20 | 0 | 0 |



3. Practical exposure to ICT tools

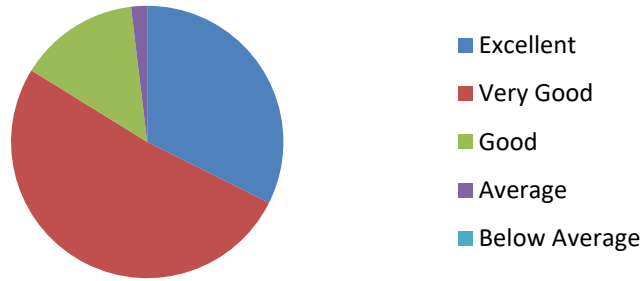
| Practical exposure to ICT tools | Excellent | Very Good | Good | Average | Below Average |
|---------------------------------|-----------|-----------|------|---------|---------------|
| % Response | 36 | 44 | 22 | 3 | 0 |



4. Potentiality of the college in training students for the competitive exams

| Potentiality of the college in training students for the competitive exams | Excellent | Very Good | Good | Average | Below Average |
|--|-----------|-----------|------|---------|---------------|
| % Response | 34 | 54 | 15 | 2 | 0 |

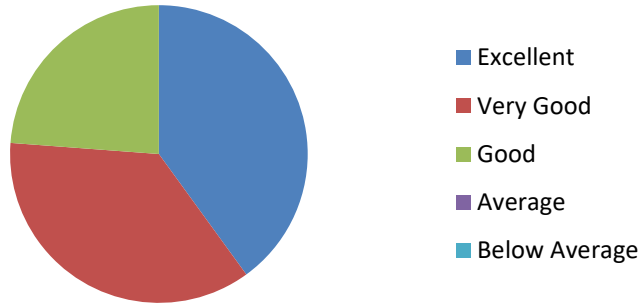
Potentiality of the college in training students for the competitive exams



5. Timely redressal of grievances

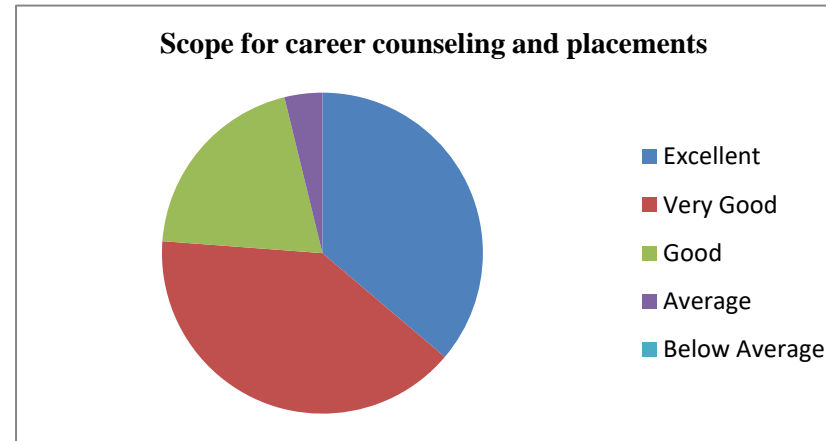
| Timely redressal of grievances | Excellent | Very Good | Good | Average | Below Average |
|--------------------------------|------------------|------------------|-------------|----------------|----------------------|
| % Response | 42 | 38 | 25 | 0 | 0 |

Timely redressal of grievances



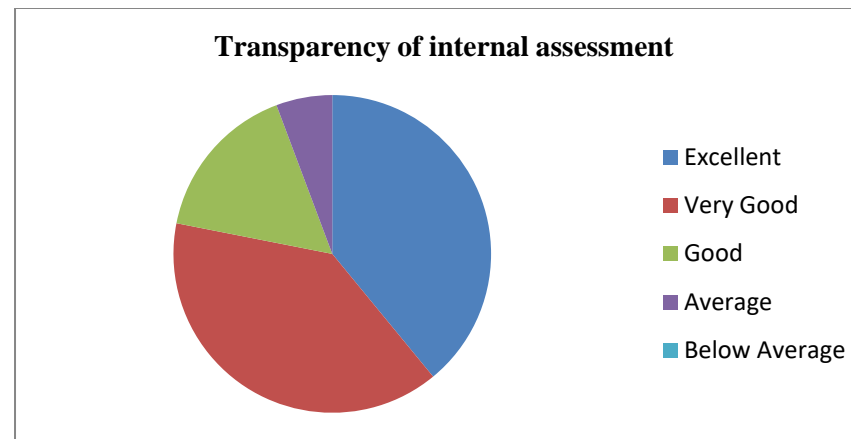
6. Scope for career counseling and placements

| Scope for career counseling and placements | Excellent | Very Good | Good | Average | Below Average |
|---|------------------|------------------|-------------|----------------|----------------------|
| % Response | 38 | 42 | 21 | 4 | 0 |



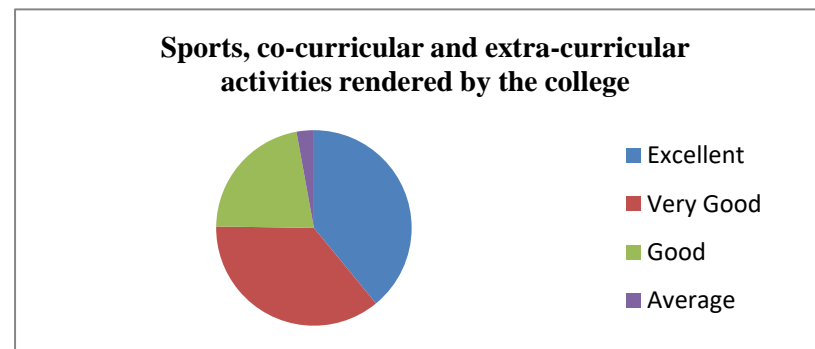
7. Transparency of internal assessment

| Transparency of internal assessment | Excellent | Very Good | Good | Average | Below Average |
|--|------------------|------------------|-------------|----------------|----------------------|
| % Response | 41 | 41 | 17 | 6 | 0 |



8. Sports, co-curricular and extra-curricular activities rendered by the college

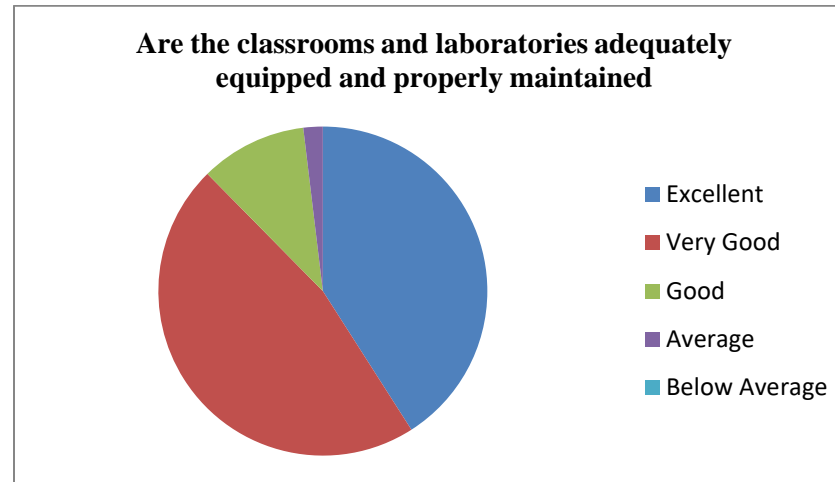
| Sports, co-curricular and extra-curricular activities rendered by the college | Excellent | Very Good | Good | Average | Below Average |
|---|-----------|-----------|------|---------|---------------|
| % Response | 41 | 38 | 23 | 3 | 0 |



9. Are the classrooms and laboratories adequately equipped and properly maintained

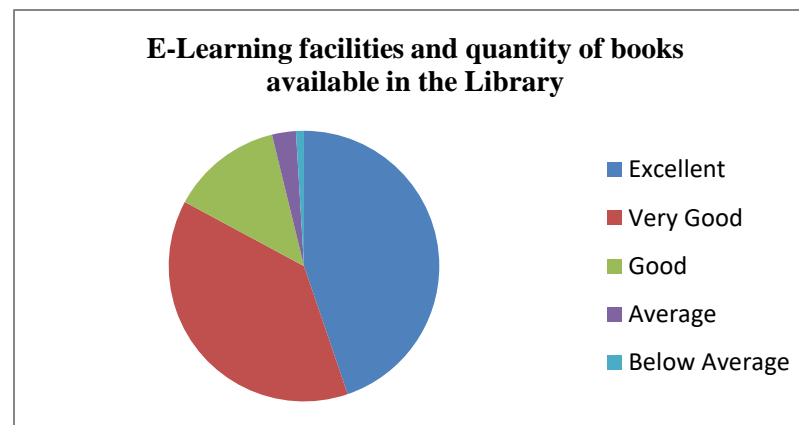
| Are the classrooms and laboratories adequately equipped and properly | Excellent | Very Good | Good | Average | Below Average |
|--|-----------|-----------|------|---------|---------------|
| equipped and properly | | | | | |

| | | | | | |
|-------------------|-----------|-----------|-----------|----------|----------|
| maintained | | d | | | |
| % Response | 43 | 49 | 11 | 2 | 0 |



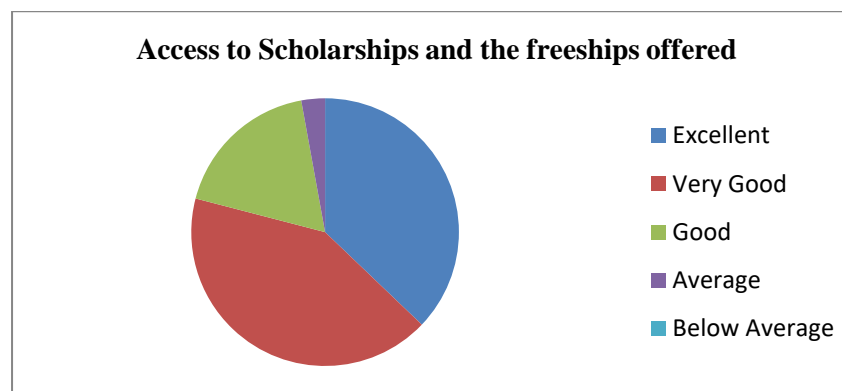
10. E-Learning facilities and quantity of books available in the Library

| E-Learning facilities and quantity of books available in the Library | Excellent | Very Good | Good | Average | Below Average |
|---|------------------|------------------|-------------|----------------|----------------------|
| % Response | 47 | 40 | 14 | 3 | 1 |



11. Access to Scholarships and the freeships offered

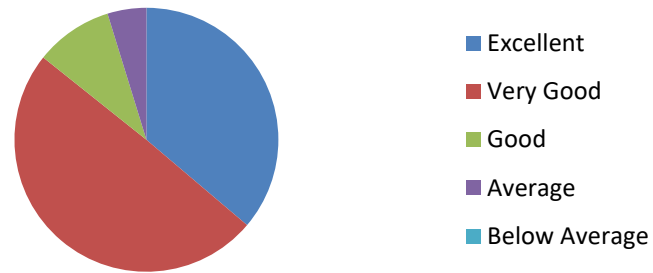
| Access to Scholarships and the freeships offered | Excellent | Very Good | Good | Average | Below Average |
|---|------------------|------------------|-------------|----------------|----------------------|
| % Response | 39 | 44 | 19 | 3 | 0 |



12. Evaluate the availability of computers for academic purpose

| Evaluate the availability of computers for academic purpose | Excellent | Very Good | Good | Average | Below Average |
|--|------------------|------------------|-------------|----------------|----------------------|
| % Response | 38 | 52 | 10 | 5 | 0 |

Evaluate the availability of computers for academic purpose



13. Quality of food and cleanliness in the canteen

| Quality of food and cleanliness in the canteen | Excellent | Very Good | Good | Average | Below Average |
|--|-----------|-----------|-----------|----------|---------------|
| % Response | 29 | 47 | 26 | 3 | 0 |

Quality of food and cleanliness in the canteen

